

BF-01 Bending Follower

Floor Type

Utilizing the BF-01 not only provides a safer working environment, it improves productivity, quality, repeatability and in most cases removes the need for skilled or specially trained staff to operate press brakes.

Supporting the weight and manipulating large sized sheet metal panels is dangerous work that can easily cause back injuries for any operator, regardless of the skills of the operator.

The BF-01 will become the operators Best Friend



BF-01


一款源自意大利的
Originated from Italy



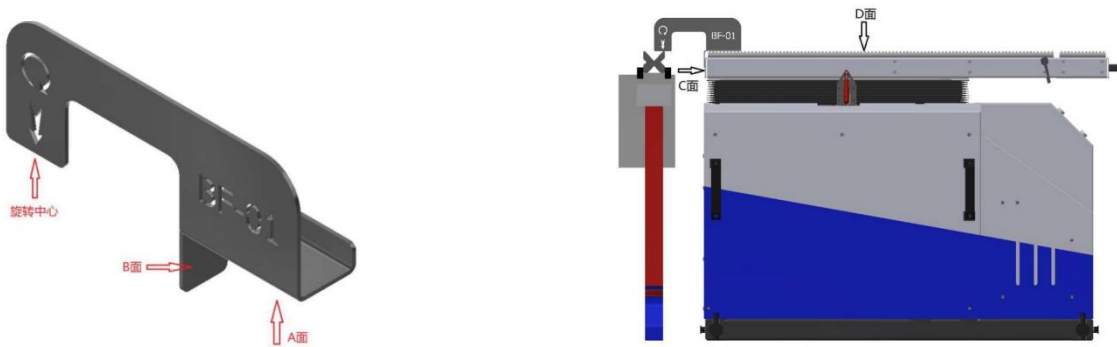
折弯机专用
随动前托料
Bending follower




1. Advantages

- Suitable for large size sheet metal bending, reduce artificial.
- Improve machine tool processing efficiency, ensure the accuracy of bending Angle.
- Accurately read the displacement data of Y axis and keep 100% synchronization with Y axis. 
- Independent control system, No need to upgrade the original system of the bending machine.
- Suitable for matching with various types of bending machines.
- Adjust the up and down movement according to the height of the die, and the size of the V port.
- Equipped with a brush table to prevent any sheet from being scratched, slipped or dropped.
- Flexible and easy to use, easy to load and unload, sharing mode with moving.

Special rotation center positioning device



The internal rotating body is a lever structure (small volume and large load-bearing)



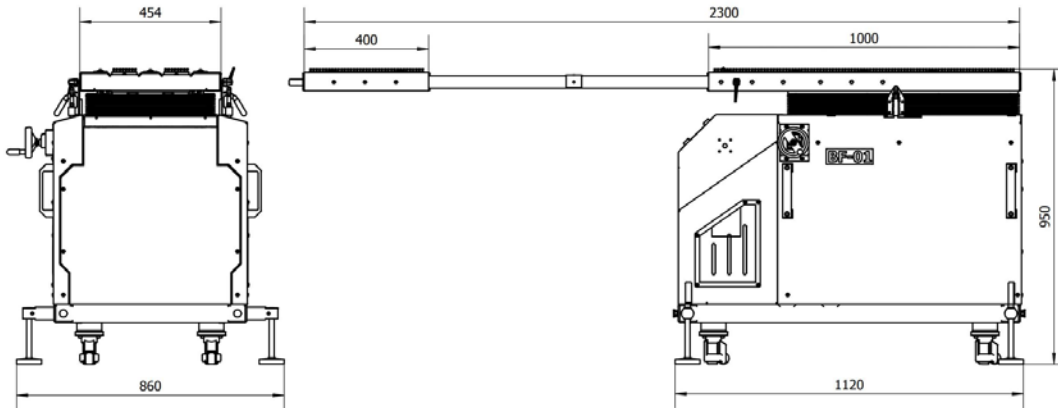
(The picture is for reference only)

This is the internal structure diagram of the integrated follow-up front support (directly installed on the lower beam of the bending machine).

2. Main Configuration

| Item | | parameter |
|---|---|---------------------------------------|
| Lifting weight | | 180KG |
| Minimum angle (between upper beam and overturned surface) | | 30° |
| Working bench | Length | 2300MM (1900+400 Expandable scope) |
| | Width | 454mm |
| Trip | AR Upper and lower adjustable range (according to the height of die) | 0-150MM |
| | AX Horizontal adjustable range (according to V degree) | 0-40MM |
| Working speed | Hold | 34°/S |
| | Return | 34°/S |
| Overall dimension | Length (Table length is excluded) | 1120mm |
| | Width | 860MM |
| | Height | 950 MM |
| Power of Main electric motor | | 2KW |
| Bending Follow weight | | 380KG |

Sheet in 3M length with using standard BF-01 as below:



Note: For other special request we can make special orders!

3. Machine Components

| No. | Item | Brand | Qty | Note |
|-----|--------------------|-----------------|-----|------|
| 1 | Control system+PLC | Inovance | 1 | |
| 2 | Servo Motor+Drive | Inovance | 1 | |
| 3 | Rack | Linden Sweden | 2 | |
| 4 | Slider | HIWIN | 10 | |
| 5 | linear guide rail | HIWIN | 6 | |
| 6 | Gear Reducer | Italy MOTOVARIO | 2 | |
| 7 | Proximity switch | GERMAN SICK | 3 | |
| 8 | Circuit breaker | Schneider | 3 | |

Introducing new movable type follower for existing press brakes.

Quick and easy to setup, the follower can be connected to existing press brakes as required, or moved away when not required.

Based on the Italian design, the BF-01 is now great value for any sheetmetal shop.

Jim's Machines and Accessories have been specialising in machinery and equipment for the precision sheet metal and fabrication industries for more than 20 years.

Our experience in understanding the needs of our customers to improve productivity, quality as well as safety allows us to source the equipment to meet those needs.

Please don't hesitate to contact us for further information.